


QUARTERLY STATUS		KEY AREAS OF FOCUS
Overview:	Horizontal:	- Legacy Bldg land / interface
- HSSE: 0 recordable incidents this quarter	- Design in-progress: campus IT, Bettie Cram Drive bridge, pedestrian bridge / mobility	- Site conditions / groundwater
- NWC Program schedule - SPI 1.00 *	- Procurement in-progress: campus IT	- Livestock Center construction
- NWC Program budget - CPI 1.00 *	- Construction in-progress: utilities, Riverfront Open Space art	- Historic Resources
	- Completed: historic Sheep Bridge	- Regulatory implementation
Program-Wide:		- COVID-19 response
- Continued horizontal/vertical design, procurements		- Supplier lead times
- Continued regulatory planning and permitting		- Cost escalation
- Continued Public Art process	Vertical:	- Trend estimating / VE
- Started Livestock Center construction	- Livestock Center: mobilization Jan 2023; construction started Feb 2023; trade contractor bidding and procurement in progress *	- Deferral Items
	- Equestrian Center: in design development *	- Catwalk
* Continuing to assess potential COVID-19, market impacts, design options, costing, recovery opportunities on program / schedule		- Equestrian Ctr/ Pkg Gar
		- NWC Dr South
		- RTA Award tracking
		- \$25M CDA Grant reporting

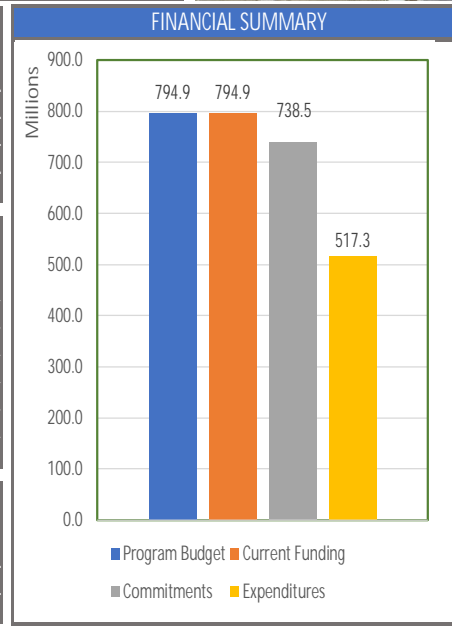


MAJOR CONTRACTS AND PROCUREMENT STATUS				
	Vendor	Description	Contracted Date	Amount
Contracted	Wilson & Co	Brighton Blvd - Design	Dec 2016	\$ 1,050,044
	Moore Iacofano Goltsman (MIG)	Campus Placemaking	Jun 2017	\$ 5,000,000 *
	Saunders Construction LLC	Demolition and Abatement	Sep 2017	\$ 18,000,000 *
	Kiewit Infrastructure Co	Brighton Blvd - Construction	Dec 2017	\$ 12,604,322
	Merrick & Company	Horizontal Design	Apr 2018	\$ 25,000,000 *
	Wilson & Co	DRIR Rail Consolidation	Apr 2018	\$ 2,190,687
	Hensel Phelps Construction	Horizontal Integrated Construction (HIC)	Jun 2018	\$ 275,000,000 *
	Short, Elliot and Hendrickson (S.E.H.)	Maint. & Ops Facility - Design	Sep 2018	\$ 776,758
	HKS, Inc.	Stockyards Event Cntr / Stockyards - Design	Nov 2018	\$ 3,659,443
	G.H. Phipps	Maint. & Ops Facility - Precon	Dec 2018	\$ 15,000
	Adolfson & Peterson	Stockyard Event Cntr / Stockyards - Precon	Mar 2019	\$ 37,500
	Populous	Equestrian Center / Parking Garage - Design	May 2019	\$ 10,831,281
	G.H. Phipps	Maint. & Ops Facility - CM/GC	Dec 2019	\$ 5,335,422
	Adolfson & Peterson	Stockyard Event Cntr / Stockyards - CM/GC	Dec 2019	\$ 8,529,490
	Whiting - Turner	Equestrian Center / Parking Garage - Precon	Dec 2019	\$ 2,443,650
	Populous	Livestock Center - Design	Feb 2020	\$ 10,557,527
	Whiting - Turner	Livestock Center - Precon	Oct 2020	\$ 2,016,700
	Whiting - Turner	Livestock Center - CM/GC	Sep 2022	\$ 204,751,561
Future	Whiting - Turner	Equestrian Center / Parking Garage - CM/GC	TBD **	TBD

HSSE REPORT CARD		
Description	Qtr	To Date
Recordable Incidents	0	9
Days Away Restricted/Transfer Incidents	0	0
OSHA Violations	0	0
Environmental Compliance Incidents	0	0
Reportable Spills & Releases	0	0

KEY PERFORMANCE INDICATORS		
Description	Current	Trend
Health, Safety, Security, and Environment	Green	Green
Cost	Yellow	Yellow
Schedule	Green	Yellow
Design	Green	Green
Community	Green	Green
ReNEWW	Green	Green
Concurrent Operations	Green	Green

PROGRAM CONTINGENCY		
Description	Pct.	Amount
Original Contingency	100%	\$30,000,000
Approved For Use	-67%	-\$20,192,321
Remaining Contingency	33%	\$9,807,679

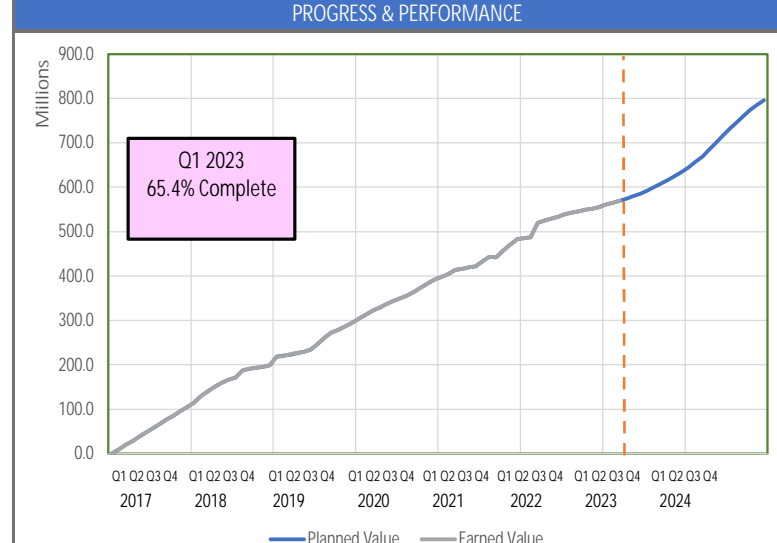


KEY SCHEDULE MILESTONES			
Activity/ Milestone	Baseline Date	Forecast / Actual Date *	Days Ahead / (Behind)
Program Substantial Completion	05/10/23	TBD	-
DRIR Rail Consolidation Complete	03/01/21	02/23/21 A	6
Delgany Interceptor Construction Complete	07/01/22	04/30/21 A	427
SYEC, Bison Pens and Plaza Substantial Completion	10/06/20	12/15/21 A	(451)
Stockyards Substantial Completion	12/31/21	12/31/21 A	0
Equestrian Center Substantial Completion	09/15/22	TBD	-
Livestock Center Substantial Completion	05/10/23	TBD	-
Pedestrian Bridge Substantial Completion	11/24/21	TBD	-
51st Ave Bridge Substantial Completion	07/18/22	09/02/22 A	(46)
Bettie Cram Drive Bridge Substantial Completion	05/25/22	TBD	-
CSU Animal Health Building Pad Ready	03/09/20	03/09/20 A	0
CSU Water Resources Center Pad Ready	10/01/20	09/14/20 A	17
CSU Center Pad Ready	10/01/20	09/14/20 A	17
WSSA Legacy Building Pad Ready	TBD	TBD	-

* Continuing to assess potential COVID-19, market impacts, design options, costing, recovery opportunities on program/schedule
Dates do not reflect add all scope
Gray shading = Complete A = Actual Date

Portfolio /Project WBS	Program To Date			Program To Date Previous Quarter			Percent Complete	SPI
	Budget	Commitment	Cost	Budget	Commitment	Cost		
Planning and Design Studies	4,793,446	4,793,445	4,793,445	4,793,446	4,793,445	4,793,445	100.0%	1.00
Campus Placemaking	4,547,328	4,547,328	4,547,328	4,547,328	4,547,328	4,547,328	100.0%	1.00
Historic Resources	246,118	246,118	246,118	246,118	246,118	246,118	100.0%	0.00
Horizontal	396,891,392	377,716,353	371,761,688	396,891,392	378,945,107	370,940,246	95.1%	1.00
Site wide Invest. & Surveys	733,530	733,530	733,530	733,530	733,530	733,530	100.0%	1.00
Brighton Boulevard	15,624,840	15,624,840	15,624,840	15,624,840	15,624,840	15,624,840	100.0%	1.00
Other Horizontal	380,533,022	361,357,983	355,403,318	380,533,022	362,586,737	354,581,876	91.0%	1.00
Vertical	333,910,827	309,125,855	95,252,001	333,910,827	308,651,739	91,673,308	27.7%	1.00
Demolition & Abatement	12,033,506	12,033,506	12,033,506	12,033,506	12,033,506	12,033,506	100.0%	1.00
Other Vertical	321,877,321	297,092,350	83,218,495	321,877,321	296,618,234	79,639,802	24.1%	0.00
Program Wide	59,254,545	46,835,465	45,536,688	63,954,545	46,658,258	44,957,324	76.4%	1.00
Program Management	37,250,000	36,824,063	36,586,315	37,250,000	36,824,063	36,019,058	98.0%	1.00
Public Art	4,100,000	2,332,791	1,409,224	4,100,000	2,262,585	1,398,989	30.0%	1.00
ROCIP	8,748,830	6,755,740	6,648,279	8,748,830	6,648,740	6,646,407	0.0%	1.00
Other Program Wide	9,155,715	922,871	892,871	13,855,715	922,871	892,871	1.5%	0.00
Total Program	794,850,210	738,471,118	517,343,823	799,550,210	739,048,550	512,364,323	65.4%	1.00
Percentages		92.9%	65.1%		92.4%	64.1%		

PROGRESS & PERFORMANCE	
Percent Complete	SPI
65.4%	1.00



Commitment = Contracted obligations and expenditures